

Scaled data based on original data using
LM-79-08 Approved Method: Electrical and Photometric Measurements of Solid-
State Lighting Products

Test Report Prepared for
Cooper Lighting Solutions
(formerly Eaton)

Brand: INVUE

Report Number: P141758

Luminaire Tested: **EMM-E03-LED-E1-T2-8030**

Issue Date: 03/03/2020

Test Information

Test Method: LM-79-08
Report Number: P141758
REPORT IS SCALED FROM IESNA LM-79-08 TEST DATA (P33682)
Test Lab: INNOVATION CENTER-P3
Issue Date: 03/03/2020
Manufacturer: COOPER LIGHTING SOLUTIONS (FORMERLY EATON)
Product Line: INVUE
Catalog Number: EMM-E03-LED-E1-T2-8030
Description: EPIC MODERN MEDIUM DECORATIVE LED LUMINAIRE
(3) LIGHTBARS WITH AccuLED OPTICS - TYPE 2
Light Source: (63) 3000K CCT, 80 CRI LEDs
Ballast/Driver: -

Summary

Lumens per Lamp: N/A
Luminaire Lumens: 7464.5 lumens
Efficiency: N/A
Efficacy: 99.3 lumens/watt
Luminous Opening: Rectangular (W 0.5' x L: 1' x H: 0')
IES Classification: Type II - Short - Semi-Cutoff
BUG Rating: B2 - U0 - G2

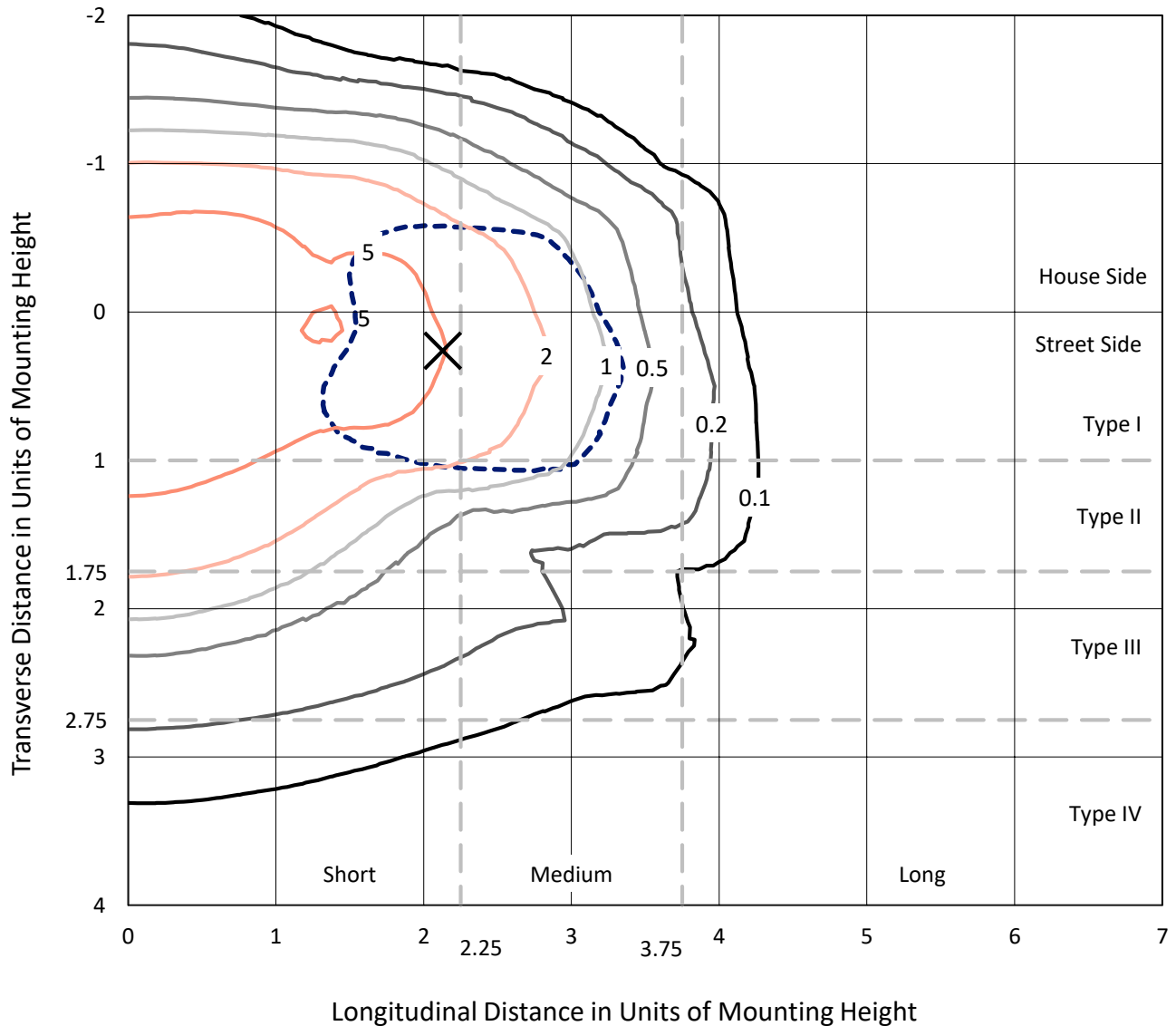
Input Watts (W): 75.2
Input Voltage (V): NR
Input Current (Ain): NR
Voltage Rise (V): NR
Power Factor: NR
Total Harmonic Distortion (THDi): NR
Frequency (hertz): 60
Stabilization Time: NR
Operation Time: NR
Ambient Temperature (°C): NR
Test Distance: 25 FT



REPORT NUMBER: P141758
 CATALOG NUMBER: EMM-E03-LED-E1-T2-8030

Iso-Footcandle Lines of Horizontal Illumination

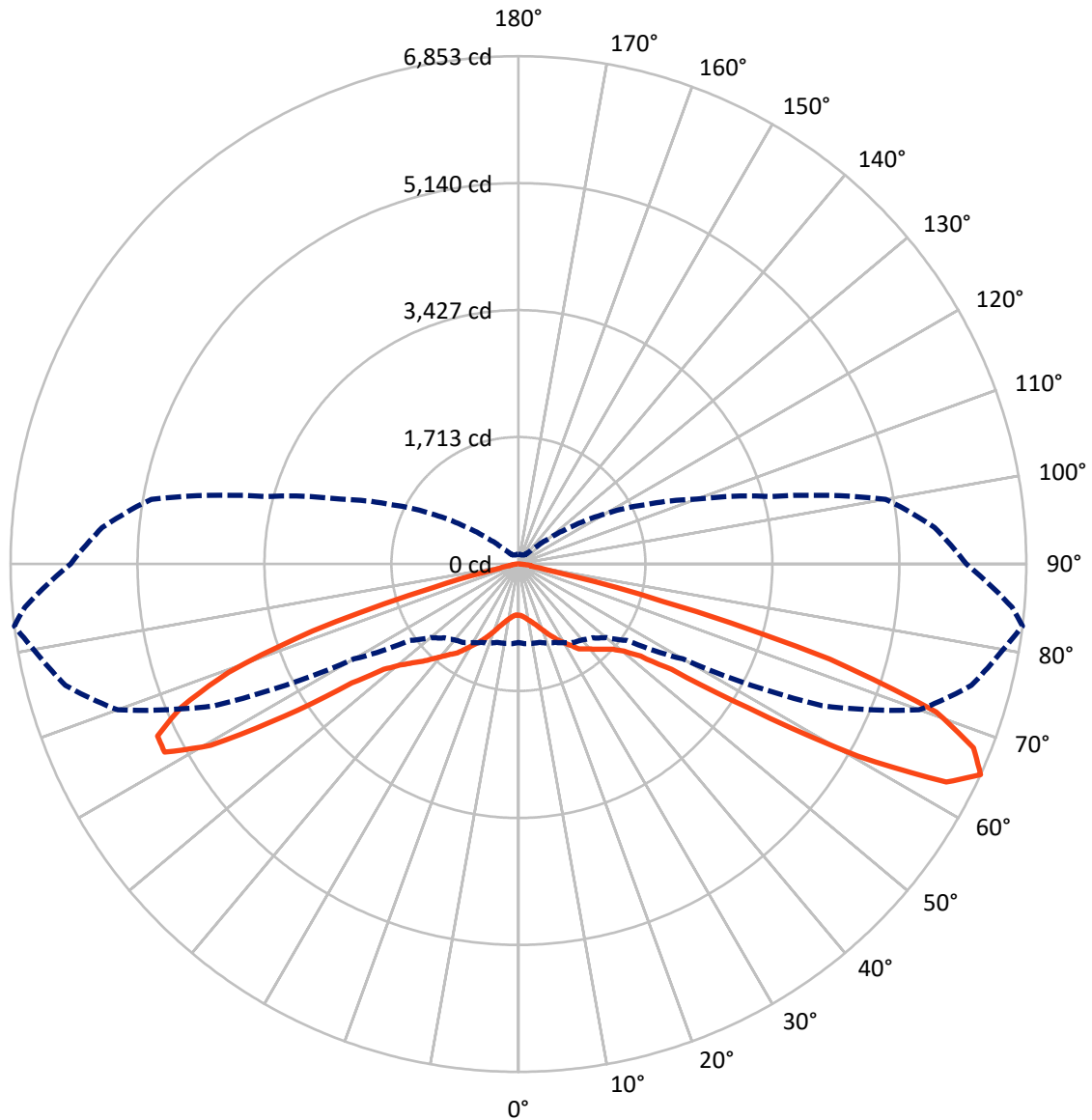
× Max cd
 - - - 1/2 Max cd



Based on 10 foot mounting height. Maximum calculated value = 8.7 fc
 Type II - Short - Semi-Cutoff

REPORT NUMBER: P141758
CATALOG NUMBER: EMM-E03-LED-E1-T2-8030

Luminous Intensity Polar Plot



— Vertical Plane Through 83-Deg Lateral - - - Horizontal Cone Through 65-Deg Vertical

REPORT NUMBER: P141758

CATALOG NUMBER: EMM-E03-LED-E1-T2-8030

FLUX DISTRIBUTION:

		Downward	Upward	Total
House Side	Lumens	2768.8	0.0	2768.8
	% Fixture	37.1	0.0	37.1
Street Side	Lumens	4695.7	0.0	4695.7
	% Fixture	62.9	0.0	62.9
Total	Lumens	7464.5	0.0	7464.5
	% Fixture	100.0	0.0	100.0

Coefficient of Utilization

ZONAL LUMENS:

Zone	Lumens	% Fixture
0°-10°	69.5	0.9
10°-20°	243.6	3.3
20°-30°	481.3	6.4
30°-40°	828.4	11.1
40°-50°	1249.7	16.7
50°-60°	1739.1	23.3
60°-70°	2007.4	26.9
70°-80°	729.5	9.8
80°-90°	115.8	1.6
90°-100°	0.0	0.0
100°-110°	0.0	0.0
110°-120°	0.0	0.0
120°-130°	0.0	0.0
130°-140°	0.0	0.0
140°-150°	0.0	0.0
150°-160°	0.0	0.0
160°-170°	0.0	0.0
170°-180°	0.0	0.0
0°-90°	7464.5	100.0
0°-180°	7464.5	100.0



REPORT NUMBER: P141758

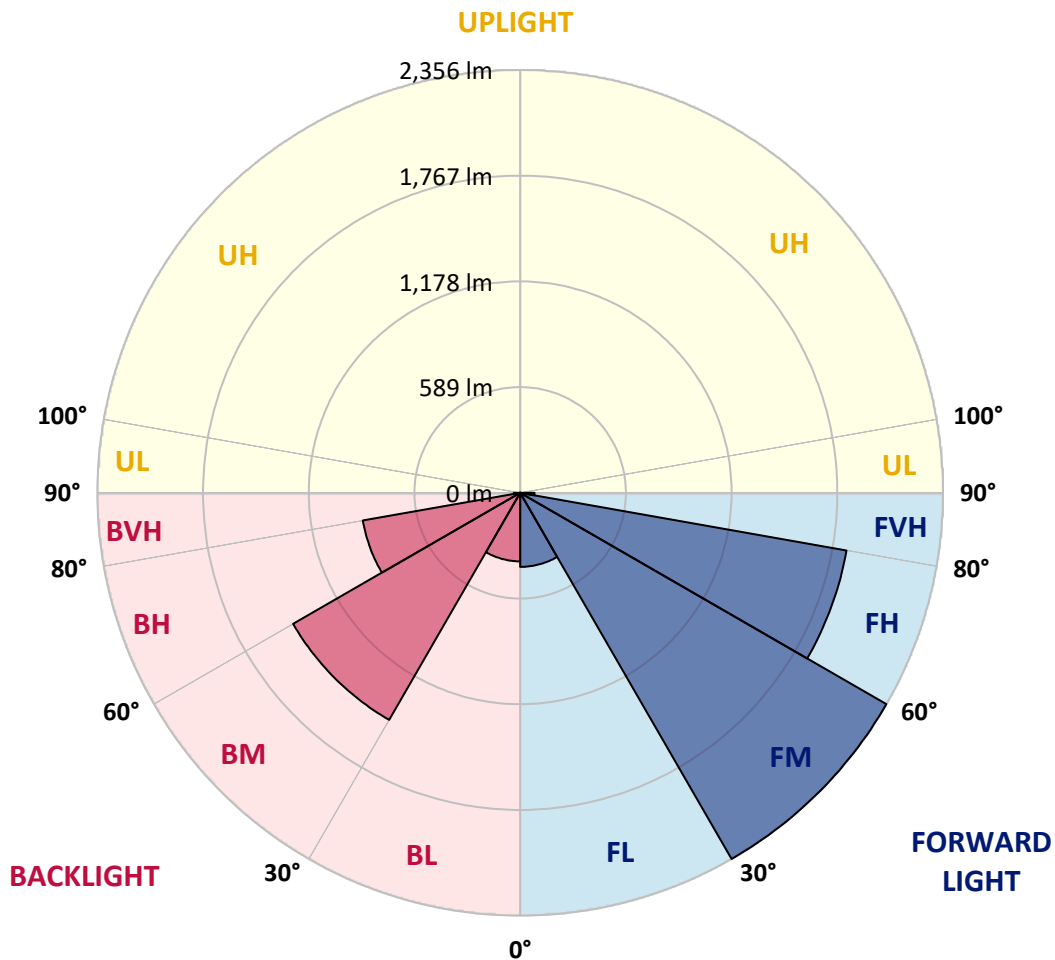
CATALOG NUMBER: EMM-E03-LED-E1-T2-8030

LUMINAIRE CLASSIFICATION SYSTEM LUMEN TABLE AND BUG RATING:

Zone		Lumens	% Fixture	Zone Rating/Lumen Limit		
				B	U	G
FL	(0°-30°)	412.7	5.5			
FM	(30°-60°)	2356.3	31.6			
FH	(60°-80°)	1846.7	24.7			G2/5000
FVH	(80°-90°)	80.0	1.1			G1/100
BL	(0°-30°)	381.9	5.1	B1/500		
BM	(30°-60°)	1460.9	19.6	B2/2500		
BH	(60°-80°)	890.2	11.9	B2/1000		G2/1000
BVH	(80°-90°)	35.8	0.5			G1/100
UL	(90°-100°)	0.0	0.0		U0/0	
UH	(100°-180°)	0.0	0.0		U0/0	

BUG Rating: B2-U0-G2

Type II Short





REPORT NUMBER: P141758

CATALOG NUMBER: EMM-E03-LED-E1-T2-8030

CANDELA DISTRIBUTION (FULL):

	0°	5°	10°	15°	20°	25°	30°	35°	40°	45°	50°
0°	691.2	691.2	691.2	691.2	691.2	691.2	691.2	691.2	691.2	691.2	691.2
2.5°	725.0	726.7	725.0	725.0	724.1	723.3	723.3	722.5	720.8	719.1	718.2
5°	764.7	765.5	763.0	763.0	763.8	763.0	760.4	761.3	754.5	752.0	750.3
7.5°	808.5	811.1	807.7	806.0	805.2	803.5	800.9	796.7	791.7	787.4	784.9
10°	858.3	860.9	859.2	855.8	850.7	848.2	845.7	838.9	833.0	826.3	821.2
12.5°	917.4	918.3	916.6	909.8	906.4	898.9	890.4	882.8	874.4	864.2	855.8
15°	975.7	976.5	974.0	967.2	963.0	953.7	941.9	931.8	917.4	905.6	894.6
17.5°	1020.4	1022.1	1017.0	1011.9	1006.0	994.2	983.2	971.4	956.2	943.6	932.6
20°	1035.6	1038.1	1034.7	1032.2	1028.8	1022.9	1011.9	1001.8	988.3	979.0	970.6
22.5°	1028.8	1031.4	1029.7	1029.7	1029.7	1028.8	1023.8	1021.2	1012.8	1008.6	1006.9
25°	1018.7	1021.2	1019.5	1021.2	1024.6	1028.8	1028.8	1033.9	1033.0	1039.8	1044.0
27.5°	1044.9	1046.5	1042.3	1042.3	1045.7	1052.5	1050.8	1060.9	1062.6	1076.1	1088.7
30°	1136.0	1136.0	1129.3	1122.5	1125.0	1123.4	1121.7	1128.4	1128.4	1141.1	1147.0
32.5°	1271.9	1262.6	1261.8	1260.9	1255.0	1259.2	1245.7	1246.6	1240.7	1242.4	1239.8
35°	1421.3	1420.4	1417.1	1415.4	1412.8	1425.5	1415.4	1423.8	1402.7	1395.1	1380.8
37.5°	1552.1	1555.5	1558.0	1570.7	1576.6	1601.9	1607.8	1612.0	1590.1	1590.9	1558.9
40°	1683.8	1688.0	1697.3	1720.1	1736.9	1760.6	1771.5	1789.3	1790.9	1794.3	1770.7
42.5°	1827.2	1820.5	1833.1	1861.8	1882.9	1906.6	1920.9	1953.8	1972.4	1981.7	1985.1
45°	1942.9	1935.3	1941.2	1958.1	1977.5	2007.9	2039.1	2088.0	2127.7	2170.7	2194.4
47.5°	2002.8	2004.5	2008.7	2018.8	2032.3	2061.9	2105.8	2168.2	2232.4	2301.6	2363.2
50°	2022.2	2023.0	2029.0	2039.1	2051.7	2083.0	2128.5	2199.4	2277.1	2374.1	2468.7
52.5°	2028.1	2024.7	2030.6	2035.7	2044.1	2070.3	2113.4	2187.6	2275.4	2392.7	2532.8
55°	2006.2	2001.9	2012.1	2018.8	2025.6	2046.7	2079.6	2148.0	2239.1	2372.5	2555.6
57.5°	1921.8	1922.6	1937.0	1954.7	1972.4	2001.1	2044.1	2109.1	2199.4	2331.1	2536.2
60°	1779.1	1776.6	1794.3	1816.3	1846.7	1892.2	1945.4	2011.2	2086.3	2196.1	2397.8
62.5°	1520.0	1530.2	1536.1	1569.0	1570.7	1635.7	1670.3	1736.1	1800.2	1884.6	2066.1
65°	1058.4	1080.3	1086.2	1094.7	1134.3	1168.1	1223.8	1293.0	1335.2	1409.5	1544.5
67.5°	659.2	675.2	676.0	698.0	732.6	771.4	814.5	884.5	948.6	960.5	1028.0
70°	546.9	547.8	559.6	575.6	602.6	642.3	684.5	733.4	791.7	828.8	822.0
72.5°	453.2	458.3	466.7	482.8	512.3	547.8	601.8	664.2	736.8	811.1	876.9
75°	303.8	312.3	314.8	322.4	336.8	368.8	409.3	468.4	562.1	672.7	812.8
77.5°	161.2	162.9	168.8	174.7	182.3	201.7	227.9	258.3	319.9	415.2	579.8
80°	81.9	85.2	89.5	93.7	92.8	97.9	105.5	119.0	140.1	182.3	262.5
82.5°	29.5	38.0	49.8	55.7	55.7	57.4	59.9	62.5	60.8	67.5	84.4
85°	13.5	15.2	19.4	30.4	31.2	31.2	31.2	32.9	31.2	27.9	32.9
87.5°	0.0	2.5	2.5	7.6	8.4	7.6	8.4	11.0	8.4	6.8	5.9
90°	0.0	0.0	0.0	0.0	0.0	0.0	0.0	0.0	0.0	0.0	0.0



REPORT NUMBER: P141758

CATALOG NUMBER: EMM-E03-LED-E1-T2-8030

CANDELA DISTRIBUTION (continued):

	55°	60°	65°	70°	75°	80°	83°	85°	90°	95°	100°
0°	691.2	691.2	691.2	691.2	691.2	691.2	691.2	691.2	691.2	691.2	691.2
2.5°	714.0	712.3	708.1	706.4	701.4	698.0	696.3	694.6	692.1	688.7	686.2
5°	745.2	740.2	734.3	730.9	724.1	717.4	714.9	711.5	705.6	700.5	694.6
7.5°	778.2	772.3	765.5	757.9	751.2	743.6	740.2	736.8	728.4	721.6	713.2
10°	813.6	805.2	797.6	790.8	784.9	776.5	770.6	768.0	760.4	750.3	741.9
12.5°	847.4	838.1	830.5	822.0	816.1	809.4	803.5	800.9	795.0	785.8	779.0
15°	882.8	873.5	865.1	859.2	852.4	848.2	844.8	840.6	838.1	830.5	827.1
17.5°	920.8	912.4	904.8	899.7	897.2	896.3	895.5	893.8	891.3	886.2	883.7
20°	963.8	956.2	953.7	952.9	953.7	954.6	956.2	956.2	957.1	953.7	952.9
22.5°	1005.2	1005.2	1009.4	1014.5	1019.5	1022.9	1025.4	1022.1	1022.9	1028.0	1032.2
25°	1050.8	1058.4	1069.3	1077.8	1085.4	1091.3	1094.7	1096.3	1098.0	1105.6	1113.2
27.5°	1099.7	1111.5	1127.6	1138.5	1152.9	1162.2	1168.9	1168.1	1170.6	1180.7	1194.2
30°	1160.5	1172.3	1189.2	1204.4	1223.8	1237.3	1239.8	1238.1	1241.5	1250.8	1277.8
32.5°	1245.7	1248.3	1259.2	1274.4	1295.5	1309.0	1311.6	1315.8	1323.4	1340.3	1373.2
35°	1365.6	1354.6	1353.8	1360.5	1380.8	1406.9	1409.5	1412.0	1415.4	1437.3	1481.2
37.5°	1527.6	1482.9	1455.9	1434.8	1437.3	1446.6	1451.7	1453.4	1461.8	1495.6	1569.8
40°	1731.0	1647.5	1587.5	1527.6	1505.7	1507.4	1509.1	1507.4	1524.2	1576.6	1673.6
42.5°	1953.8	1880.4	1775.8	1651.7	1589.2	1569.0	1571.5	1573.2	1599.4	1675.3	1783.4
45°	2190.2	2142.9	2021.4	1827.2	1693.0	1641.6	1639.9	1643.3	1686.3	1793.5	1907.4
47.5°	2397.8	2409.6	2320.1	2092.3	1861.8	1731.0	1720.1	1726.0	1796.0	1910.8	2026.4
50°	2562.4	2640.0	2633.3	2452.6	2135.3	1885.5	1846.7	1855.1	1937.8	2056.8	2160.6
52.5°	2686.4	2844.2	2945.5	2873.8	2597.8	2165.7	2065.2	2050.9	2154.7	2280.5	2344.6
55°	2769.1	3024.9	3290.7	3414.8	3302.5	2770.8	2508.3	2477.1	2589.4	2749.7	2777.6
57.5°	2824.0	3244.3	3816.5	4295.9	4448.7	3992.9	3663.8	3532.9	3614.8	3784.5	3748.2
60°	2732.8	3331.2	4451.2	5310.4	5745.0	5632.0	5265.7	5068.2	4915.4	4902.7	4701.0
62.5°	2383.4	3124.5	4708.6	5793.2	6404.2	6545.1	6480.2	6246.4	5823.5	5588.9	5133.2
65°	1797.7	2559.8	4525.5	5756.0	6329.1	6641.4	6853.2	6685.3	6043.8	5637.9	5031.9
67.5°	1148.7	1652.5	3764.2	5309.5	5848.0	6199.1	6622.8	6546.0	5726.5	5208.3	4549.1
70°	838.9	915.7	2553.9	4494.3	5086.7	5395.6	5978.0	5944.2	5021.7	4439.4	3786.1
72.5°	966.4	682.8	1400.2	3357.4	3815.7	4058.8	4392.1	4310.3	3508.5	3104.2	2641.7
75°	1089.6	763.8	789.1	1991.8	2131.9	1961.4	2007.0	1742.8	1359.7	1205.2	1187.5
77.5°	917.4	957.9	715.7	855.8	788.3	568.0	425.4	333.4	260.8	280.2	311.4
80°	533.4	1076.9	947.0	445.6	499.6	397.5	177.2	146.9	121.5	123.2	124.9
82.5°	164.6	672.7	1332.7	544.4	494.6	560.4	162.9	99.6	80.2	90.3	102.1
85°	54.9	281.9	1068.5	571.4	319.9	298.8	71.7	49.0	40.5	56.5	80.2
87.5°	13.5	68.4	198.3	75.1	47.3	28.7	24.5	17.7	19.4	35.4	49.8
90°	0.0	0.0	0.0	0.0	0.0	0.0	0.0	0.0	0.0	0.0	0.0



REPORT NUMBER: P141758

CATALOG NUMBER: EMM-E03-LED-E1-T2-8030

CANDELA DISTRIBUTION (continued):

	105°	110°	115°	120°	125°	130°	135°	140°	145°	150°	155°
0°	691.2	691.2	691.2	691.2	691.2	691.2	691.2	691.2	691.2	691.2	691.2
2.5°	684.5	681.9	679.4	677.7	675.2	675.2	672.7	672.7	669.3	667.6	667.6
5°	689.5	684.5	680.3	676.0	671.8	670.1	666.8	665.1	661.7	659.2	657.5
7.5°	706.4	699.7	694.6	689.5	684.5	681.9	678.6	675.2	674.3	672.7	671.0
10°	735.1	725.8	721.6	718.2	711.5	709.8	706.4	703.9	701.4	698.8	699.7
12.5°	772.3	765.5	763.8	757.1	755.4	752.8	747.8	746.1	739.3	734.3	731.7
15°	819.5	817.0	817.0	813.6	808.5	804.3	796.7	792.5	780.7	773.1	764.7
17.5°	882.0	879.4	880.3	876.9	871.0	863.4	855.0	842.3	824.6	811.1	794.2
20°	954.6	953.7	955.4	952.9	945.3	935.1	914.9	896.3	871.8	847.4	828.8
22.5°	1035.6	1039.8	1041.5	1034.7	1026.3	1005.2	983.2	956.2	923.3	891.3	865.1
25°	1121.7	1131.8	1137.7	1128.4	1118.3	1091.3	1058.4	1022.1	975.7	936.8	902.2
27.5°	1206.1	1227.2	1235.6	1230.5	1214.5	1176.5	1132.6	1084.5	1028.0	976.5	931.8
30°	1306.5	1334.3	1349.5	1341.9	1310.7	1260.9	1207.8	1142.8	1071.0	1009.4	955.4
32.5°	1412.0	1446.6	1457.6	1441.5	1396.0	1333.5	1264.3	1185.0	1103.9	1033.0	972.3
35°	1529.3	1561.4	1563.9	1532.7	1472.8	1393.4	1307.3	1212.0	1119.1	1039.8	973.1
37.5°	1631.4	1663.5	1661.0	1614.6	1542.0	1443.2	1333.5	1217.9	1109.8	1019.5	947.0
40°	1738.6	1774.1	1754.7	1694.7	1601.1	1475.3	1336.9	1197.6	1074.4	975.7	896.3
42.5°	1851.7	1866.9	1832.3	1757.2	1636.5	1474.5	1308.2	1149.5	1018.7	909.0	825.4
45°	1955.5	1943.7	1893.9	1793.5	1634.0	1438.2	1251.6	1089.6	944.4	834.7	752.8
47.5°	2048.4	2011.2	1934.4	1793.5	1594.3	1374.0	1179.1	1011.9	867.6	757.1	676.0
50°	2148.8	2071.2	1951.3	1762.3	1522.6	1296.4	1102.3	934.3	785.8	672.7	584.0
52.5°	2282.2	2142.9	1951.3	1705.7	1448.3	1217.9	1021.2	844.0	690.4	572.2	484.5
55°	2594.4	2293.1	1985.1	1674.5	1382.5	1135.2	925.0	727.5	578.1	465.0	392.5
57.5°	3208.0	2622.3	2154.7	1731.9	1358.0	1045.7	800.9	598.4	456.6	362.1	301.3
60°	3718.6	2888.1	2292.3	1775.8	1318.3	930.1	649.0	458.3	339.3	267.5	227.9
62.5°	3850.3	2891.5	2235.7	1661.8	1158.0	757.1	478.5	315.7	232.9	194.1	173.0
65°	3521.1	2557.3	1901.5	1355.4	882.0	525.8	299.6	191.6	155.3	141.8	133.4
67.5°	2959.9	2037.4	1409.5	945.3	556.2	289.5	168.0	131.7	118.2	113.9	109.7
70°	2270.3	1431.4	917.4	553.7	291.2	150.2	119.8	108.0	102.1	99.6	96.2
72.5°	1399.3	845.7	498.8	265.9	145.2	114.8	107.2	103.0	95.4	92.0	88.6
75°	594.2	362.9	206.8	135.0	116.5	109.7	103.8	98.7	92.8	87.8	84.4
77.5°	200.0	138.4	122.4	118.2	116.5	109.7	102.1	95.4	89.5	83.6	80.2
80°	121.5	110.6	113.1	112.3	116.5	108.9	98.7	91.2	84.4	78.5	74.3
82.5°	105.5	104.7	107.2	109.7	115.6	104.7	92.8	81.9	73.4	67.5	63.3
85°	91.2	92.8	94.5	96.2	99.6	88.6	75.1	65.0	58.2	50.6	47.3
87.5°	60.8	65.8	69.2	70.1	67.5	42.2	24.5	28.7	29.5	25.3	22.8
90°	0.0	0.0	0.0	0.0	0.0	0.0	0.0	0.0	0.0	0.0	0.0



REPORT NUMBER: P141758

CATALOG NUMBER: EMM-E03-LED-E1-T2-8030

CANDELA DISTRIBUTION (continued):

	160°	165°	170°	175°	180°
0°	691.2	691.2	691.2	691.2	691.2
2.5°	665.1	664.2	666.8	664.2	664.2
5°	656.6	655.8	655.8	655.8	654.1
7.5°	670.1	669.3	668.4	668.4	667.6
10°	696.3	695.4	695.4	694.6	694.6
12.5°	727.5	724.1	723.3	721.6	722.5
15°	757.9	748.6	746.1	743.6	741.0
17.5°	781.5	770.6	764.7	759.6	759.6
20°	811.1	796.7	789.1	781.5	781.5
22.5°	844.8	825.4	815.3	806.9	803.5
25°	872.7	848.2	833.9	823.7	821.2
27.5°	893.8	862.6	844.0	832.2	828.8
30°	910.7	875.2	853.3	840.6	835.6
32.5°	921.6	882.8	859.2	846.5	841.5
35°	915.7	874.4	845.7	830.5	827.1
37.5°	886.2	842.3	808.5	792.5	786.6
40°	832.2	784.9	749.5	730.1	726.7
42.5°	761.3	714.0	680.3	660.0	650.7
45°	685.3	636.4	604.3	585.7	574.8
47.5°	603.5	555.3	522.4	503.9	496.3
50°	517.4	470.9	443.1	422.8	415.2
52.5°	427.9	386.5	358.7	341.8	333.4
55°	342.7	308.9	285.3	274.3	268.4
57.5°	267.5	245.6	232.1	225.3	221.1
60°	207.6	196.6	191.6	186.5	187.4
62.5°	162.0	159.5	157.8	155.3	156.1
65°	130.8	129.1	130.0	129.1	130.0
67.5°	107.2	108.0	109.7	109.7	110.6
70°	94.5	95.4	97.1	97.1	97.1
72.5°	87.8	89.5	91.2	90.3	90.3
75°	82.7	86.9	90.3	86.9	83.6
77.5°	77.6	87.8	97.1	89.5	80.2
80°	70.9	92.8	103.8	90.3	76.8
82.5°	67.5	89.5	91.2	78.5	67.5
85°	62.5	101.3	105.5	71.7	51.5
87.5°	32.1	60.8	70.1	48.1	26.2
90°	0.0	0.0	0.0	0.0	0.0

(END OF REPORT)